



**TIP EPPENDORF-BRAND-SOCOREX TYPE**

punta tipo Eppendorf-Brand-Socorex /  
cône type Eppendorf-Brand-Socorex /  
puntale tipo Eppendorf-Brand-Socorex

**PERFECT GRIP**


agarre perfecto / adhérence parfaite / tenuta perfetta



**POLYPROPYLENE**

polipropileno / polypropylène /  
polipropilene

|                                                                                      | CODE  | CAPACITY               |
|--------------------------------------------------------------------------------------|-------|------------------------|
|  | 28052 | 0 -200 µl<br>(yellow)  |
|  | 28092 | 0 -200 µl<br>(neutral) |



**TIP EPPENDORF-GILSON-BRAND-SOCOREX TYPE**

punta tipo Eppendorf-Gilson-Brand-Socorex /  
cône type Eppendorf-Gilson-Brand-Socorex /  
puntale tipo Eppendorf-Gilson-Brand-Socorex



**PERFECT GRIP**

agarre perfecto / adhérence parfaite / tenuta perfetta



**POLYPROPYLENE**

polipropileno / polypropylène /  
polipropilene

|                                                                                      | CODE  | CAPACITY                    |
|--------------------------------------------------------------------------------------|-------|-----------------------------|
|  | 28053 | 100-1000 µl<br>(light blue) |
|  | 28093 | 100-1000 µl<br>(neutral)    |